


Registering to Vote in Wisconsin  
LINKcat may be used as Proof of Residence  
Updated February 22, 2020


If the applicant has a library card, proof of residence can be documented using the voter's address in LINKcat, the South Central Library System's electronic catalog. [www.linkcat.info](http://www.linkcat.info)

**Using a web browser such as Chrome**


- 1) Log in using the voter's full library card number and PIN. If a voter does not know their PIN, they can update it by showing a librarian their ID.



- 2) After logging in, click on the voter's name, then click on **My Dashboard**.



- 3) Scroll down and click on **My Personal Details**. This page has name and address.



**Using the LINKcat App on a phone or tablet**

Click on the menu icon (upper right).  
Select "Library main page," and then select "LINKcat (full site)."  
Then proceed as above, as for a web browser.

**How to document this on Election Day or during early voting**

On the registration form, Proof of Residence Type is Government Document. Issuing Entity is SC Library System, or local library. Proof of Residence # is the last 4 digits of the library card number.

If LINKcat is used during a registration drive when proof of residence is sent to the clerk's office, it may be best to use a phone or tablet. With a laptop, it is hard to get the LINKcat logo (indicating that it is a government document) and the name and address on the same screen.

In June 2015, the Government Accountability Board unanimously ruled that LINKcat and similar systems may be used for proof of residence for voter registration. LINKcat meets the statutory requirement of being a "document issued by a unit of government," provided the electronic document includes the individual's current and complete name and address.